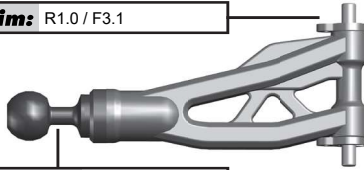



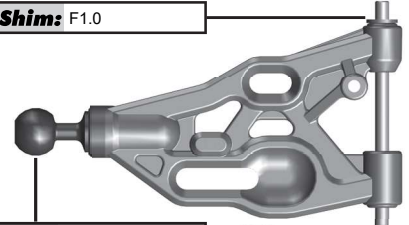
**Front Suspension:**
**RESET**

<b>Ride Height:</b> 24mm
<b>Camber:</b> -2
<b>Toe:</b> +1
<b>Anti-Roll Bar</b>
<b>Size:</b> Noir (2.4mm)
<b>Gap:</b>
<b>Ackerman</b>
<b>Notes:</b>
<b>Drive Shaft:</b> CVAs: <input type="checkbox"/> Universals: <input checked="" type="checkbox"/>
<b>Chassis Brace:</b> Short: <input type="checkbox"/> Long: <input checked="" type="checkbox"/>
<b>Hex:</b>
<b>Notes:</b>


**Caster Shim:** R1.0 / F3.1

**Upper Ball Type:** Aluminium

**Upper Ball Shim:** 0

**Washers:** 0

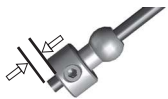
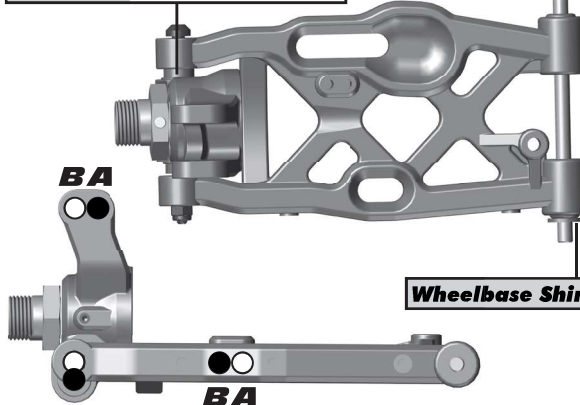
**BA**
**Lower Ball Shim:** 0

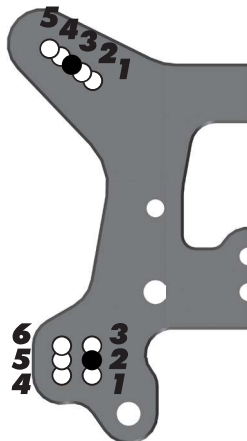
**Wheelbase Shim:** F1.0

**Lower Ball Type:** Aluminium

**Upper Arm Mount:**
**Arm Mount A:**
**Arm Mount B:**

**Rear Suspension:**

<b>Ride Height:</b> 26mm
<b>Camber:</b> -2
<b>Anti-Roll Bar</b>
<b>Size:</b> Gris (2.7mm)
<b>Gap:</b>
<b>Drive Shaft:</b> CVAs: <input type="checkbox"/> Universals: <input checked="" type="checkbox"/>
<b>Chassis Brace:</b> Short: <input type="checkbox"/> Long: <input checked="" type="checkbox"/>
<b>Hex:</b>
<b>Notes:</b>


**Hub Shim:** centre

**BA**
**Wheelbase Shim:** R2.0

**Arm Mount C:**
**Arm Mount D:**

**Electronics:**


<b>Radio:</b> Futaba 4PX
<b>Servo:</b> Hitec SH-7954SH
<b>EPA:</b> Throttle: 100 % Brake: 50 %
<b>EXPO:</b> Throttle: -15 % Brake: -30 %
<b>ESC:</b> Mamba Monster X
<b>Motor:</b> Castle 1515 2200Kv (sensored)
<b>Battery:</b> Dynamite HV650mAh
<b>Notes:</b> Steering: Exp -30 / EPA 86%
Torque: +6 (ch.3)

**Differential Fluid:**

<b>Front:</b> 5000
<b>Center:</b> 7000
<b>Rear:</b> 3000
<b>Notes:</b>

**Shocks:**

	Front	Rear
<b>Piston:</b>	6x1.3	6x1.3
<b>Fluid:</b>	35wt	30wt
<b>Cap:</b>	Bleed	Bleed
<b>Rebound:</b>	25%	25%
<b>Spring:</b>	Bleu	Bleu
<b>Free Length:</b>	105mm	115mm
<b>Notes:</b>		


**Track Info:**

<b>Size:</b> Small <input type="checkbox"/> Medium <input checked="" type="checkbox"/> Large <input type="checkbox"/> Extra Large <input type="checkbox"/>
<b>Surface:</b> Dirt <input checked="" type="checkbox"/> Carpet <input type="checkbox"/> Astroturf <input type="checkbox"/> Multi Surface <input type="checkbox"/>
<b>Traction:</b> Low <input type="checkbox"/> Medium <input type="checkbox"/> High <input checked="" type="checkbox"/> Very High <input type="checkbox"/>
<b>Moisture:</b> Dry <input checked="" type="checkbox"/> Damp <input type="checkbox"/> Wet <input type="checkbox"/>
<b>Condition:</b> Indoor <input type="checkbox"/> Outdoor <input checked="" type="checkbox"/> Dusty <input type="checkbox"/> Hard Packed <input checked="" type="checkbox"/>
Bumpy <input type="checkbox"/> Grooved <input type="checkbox"/> Smooth <input type="checkbox"/> Loamy <input type="checkbox"/>
<b>Temperature:</b> Ambient: Track:
<b>Notes:</b>

**Tires:**

<b>Front Tires:</b> Aka Gridiron
<b>Front Compound:</b> Soft
<b>Front Insert:</b> stock
<b>Rear Tires:</b> Aka Gridiron
<b>Rear Compound:</b> Soft
<b>Rear Insert:</b> stock
<b>Wheel (F/R):</b> Aka
<b>Notes:</b>

**Body, Wings:**

<b>Body:</b> Stock
<b>Wing:</b> JConcepts High Down Force
<b>Wing Height:</b> High: <input type="checkbox"/> Low: <input checked="" type="checkbox"/>
<b>Gap to Tower:</b> 17mm
<b>Weight:</b>
<b>Total Vehicle Weight:</b>
<b>Notes:</b>

**Vehicle Comments:**
**Notes:** www.lemordudurc.com